

SHORELINE[®]
SPAS




Your Journey to Tranquility Begins Here!

Step outside your fast-paced life and into the soothing, effervescent waters of your new Shoreline Spa. Now offering seven models, Shoreline Spas has the perfect fit for every spa enthusiast.

Built to last and designed for comfort, Shoreline Spas offer everything discerning spa owners crave. Ample room and first-class amenities make for a winning combination while high performance pumps and a wide range of jets ensure a professional quality rubdown.

The Shoreline line-up will bring a sense of beauty to your backyard and a sense of serenity to your life.



Value Added Features That Set Shoreline Spas Apart From Others

- 1 Digital Controls On Demand Hydrotherapy**
- 2 Air & Water Diverters**
User friendly design allows user to adjust the amount of air and water pressure
- 3 Efficient Filtration Systems**
(Styles may vary - open filter on SL635 & SL525. Enclosed filter on 7' & 8' models)
- 4 Fountain Jets & Waterfalls**
- 5 UV Treated, Padded & Stitched Headrests**
- 6 Extra Large Footwell**
(Calf and ankle jets included on select models)
- 7 Adjustable Stainless Steel Jets with Optional Illuminated Jet Package**
(Jet styles vary by model)

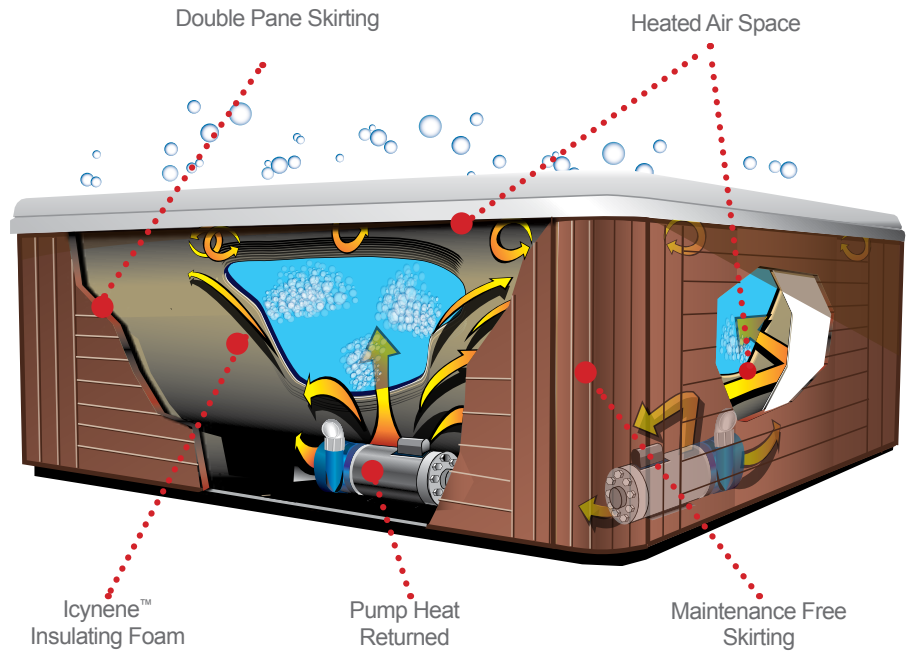
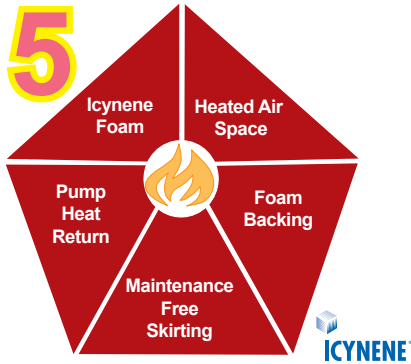
At Shoreline Spas we develop a unique product. We invest time into constructing well-built spas, use the highest quality materials and develop a state-of-the-art therapeutic and entertainment user experience. An infinite amount of research stands behind the jet placement in every Shoreline Spa. These spas are built for style, stress reduction, and therapeutic benefits. From comfort seating with UV resistant padded headrests to powerful pumps, Shoreline rejuvenates both body and mind.



Engineering Features

The Hydro-Heat Five Point Insulation System

- Icynene™ Foam
- Double Pane Skirting
- Maintenance Free Skirting
- Heated Air Space
- Pump Heat Returned



1 Optional 24hr Circulation Pump

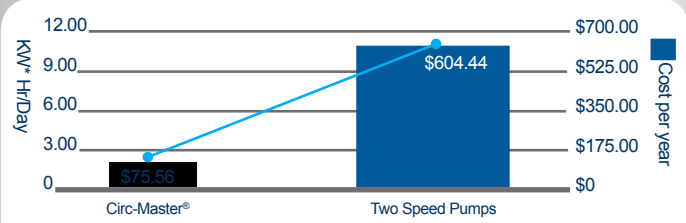
2 Maintenance Free Skirting

3 Superior Bond - Double Protection
Glued and Clamped fittings ensure in an extra secure bond between pipes and jets


4 Oversized Pump System
Energy efficient on both high and low speeds with 56 Frame design. Installed on anti-vibration and noise reducing pad

1

- Up To Four Times The Filtration
- Adds Life To Regular Spa Pump
- Energy Efficient - Reduces Cost
- Pump Is Whisper Quiet
- Reducing Your Electrical Bill



* The chart data is based on 10 hours of daily filtration required for an ozonator or bromine generator.
** Electricity price at \$.15 / KWH \$



Maintenance Free Skirting and Color Combination Options

Shoreline Spas offers a variety of popular color options - designed to fit any decor. With proper care, your hot tub will be as rich and lustrous years from now as it is today.

The Shoreline Spa polymer cabinet offers an unparalleled look, texture, and performance. The cabinet is maintenance free and features custom rounded corners and removable panels for access to all areas inside the spa. The Shoreline Spas cabinetry is moisture and impact resistant, therefore it doesn't crack or fade. It is also sound proof and flame retardant.

Acrylic Surface Color Choices



Sterling Silver

Storm Cloud

Tuscan Sun

Standard Skirting Color & Style Choices




Gray

Black

Espresso



Upgraded "Elite" Skirting Color & Style Choices



Coastal Gray

Mocha Brown



Upgraded Stone Skirting Options



Canyon Gray / Stone

Sierra Brown / Stone



Please note: Swim Spas are only available in Sterling Silver Acrylic color.
Stone Skirting is also not available on swim spa models

Lucite SPA

Lucite is a registered trademark of Lucite International, Inc.
Please note: Stone up-charges apply, not available on the SL525L OR SL635L

SimpleClear™ Water Sanitization

The SimpleClear® UV-C system offers clean and clear water. Using a Hybrid / High Intensity Vacuum Ultraviolet (VUV) technology to neutralize waterborne pathogens and reduce the amount of sanitizer you use. SimpleClear® makes it easier than ever before to maintain clean, clear water.



- Reduces Chemical Usage
- Eliminates Odors
- Low Cost, Low Voltage, Low Maintenance Operation
- No Corrosive By-products such as Nitric Acid or Nitrogen
- Up To 20,000 System Life Hours

in.Stream™, Integrated Bluetooth™ Audio System

Whether you are relaxing alone, sharing time with a loved one or entertaining friends—the sound of music always adds pleasure to the occasion. Shoreline Spas offer an optional Bluetooth™ stereo system which includes quality marine speakers for the ultimate sound quality.

Total audio control. Streamed from your spa through the *K-500 topside.

The unit is housed in a dedicated enclosure—conveniently located within easy reach.



Optional Audio System; Bluetooth™ Audio with Marine Grade Speakers

- Control from Topside
- Marine Grade Speakers
- Specifically Designed For Spas

In.Stream audio available on SL863B & L
SL753B & L as well as the *SL635L

**When the SL635L stereo option is chosen
an upgrade to the K500 topside control
will be required to stream audio.
See your dealer for details*

Speaker location varies by model.



in.Stream™ Audio System



The Bluetooth® word mark and logo are registered trademarks owned by Bluetooth SIG, Inc. Other trademarks and trade names are those of their respective owners



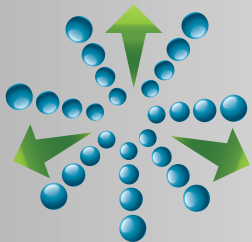
Hot Water Hydrotherapy And The Benefits

Dynamic hydrotherapy is our primary goal, it is the heart of our spas. An infinite amount of research stands behind the jet placement in every Shoreline Spa. These spas are built for style, stress reduction, and therapeutic benefits. You won't have to play "musical chairs" to gain the utmost comfort from the generous number of therapy jets. These jets are all connected by the Shoreline plumbing system, which provides maximum water flow through the use of extra large hoses and tubing. Sure-grip fittings ensure a secure bond between pipes and jets. Neck Jets target neck and shoulders, massage jets soothe shoulders and lower back, Carpal Tunnel Jets ease hands and fingers while Jumbo jets, located in the footwell, provide the ultimate foot massage.

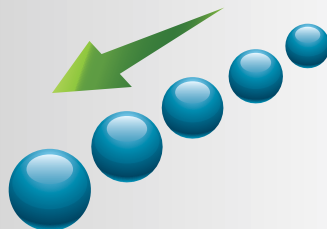
- Strategically Placed For The Utmost Benefits
- Jet Placement Targets Major Muscle Groups For Fast Pain And Stress Relief
- Adjustable, Interchangeable Jets Allow You To Customize The Action
- Diverter Controls Allow The User To Adjust The Amount Of Water Pressure To Each Seat



(Large) Power Massage
(Multi Shower)



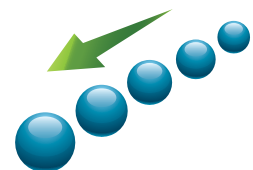
(Large) Power Rifle
(Enhanced Steady Stream)



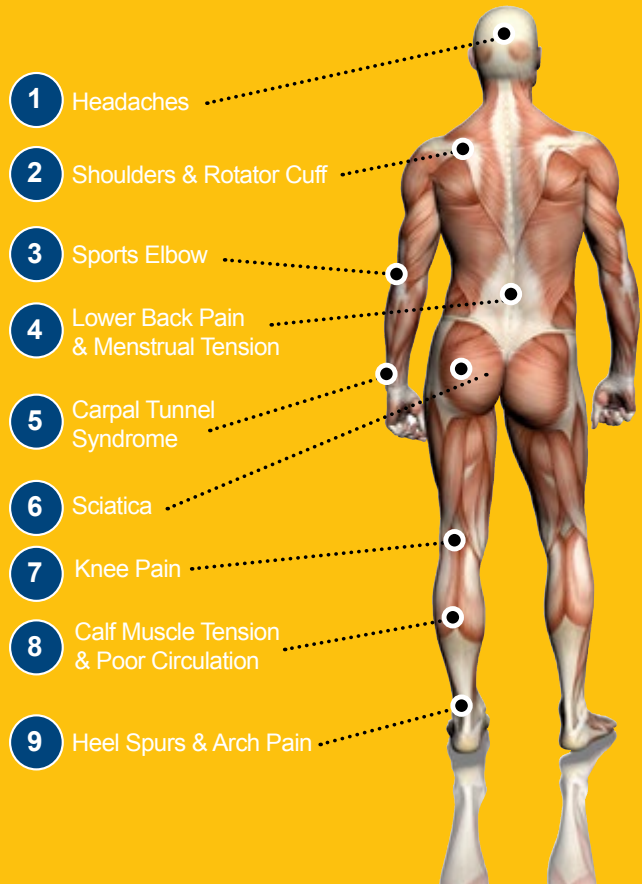
Large Face Poly Twin Roto
(Rotating Dual Stream)



Mini Rifle
(Enhanced Steady Stream)



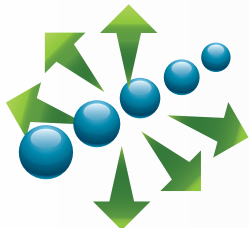
Shoreline Spas' Hydrotherapy System Relieves:



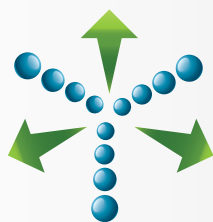
- 1 Headaches
- 2 Shoulders & Rotator Cuff
- 3 Sports Elbow
- 4 Lower Back Pain & Menstrual Tension
- 5 Carpal Tunnel Syndrome
- 6 Sciatica
- 7 Knee Pain
- 8 Calf Muscle Tension & Poor Circulation
- 9 Heel Spurs & Arch Pain



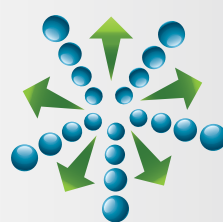
Large Directional
(Adjustable Steady Stream)




Mini Massage
(Three Stream Shower)



Cluster Shower
(Enhanced Multi Shower)



Cluster Directional
(Adjustable Steady Stream)



LED Lighting

Spa lighting and color can do more than further enrich your soak, they can define your spa environment. They can change the mood from a party atmosphere to a romantic setting, as well as an added safety feature after dark. The adjustable and synchronized LED lighting system glows from the footwell up to the spa lip and controls. An optional package also includes backlit jets. The visual delight of water shooting through a beautiful spectrum of color adds unique charm to your spa atmosphere after dusk.



1

1 Exterior Cabinet Lighting

2 Large LED Interior Light

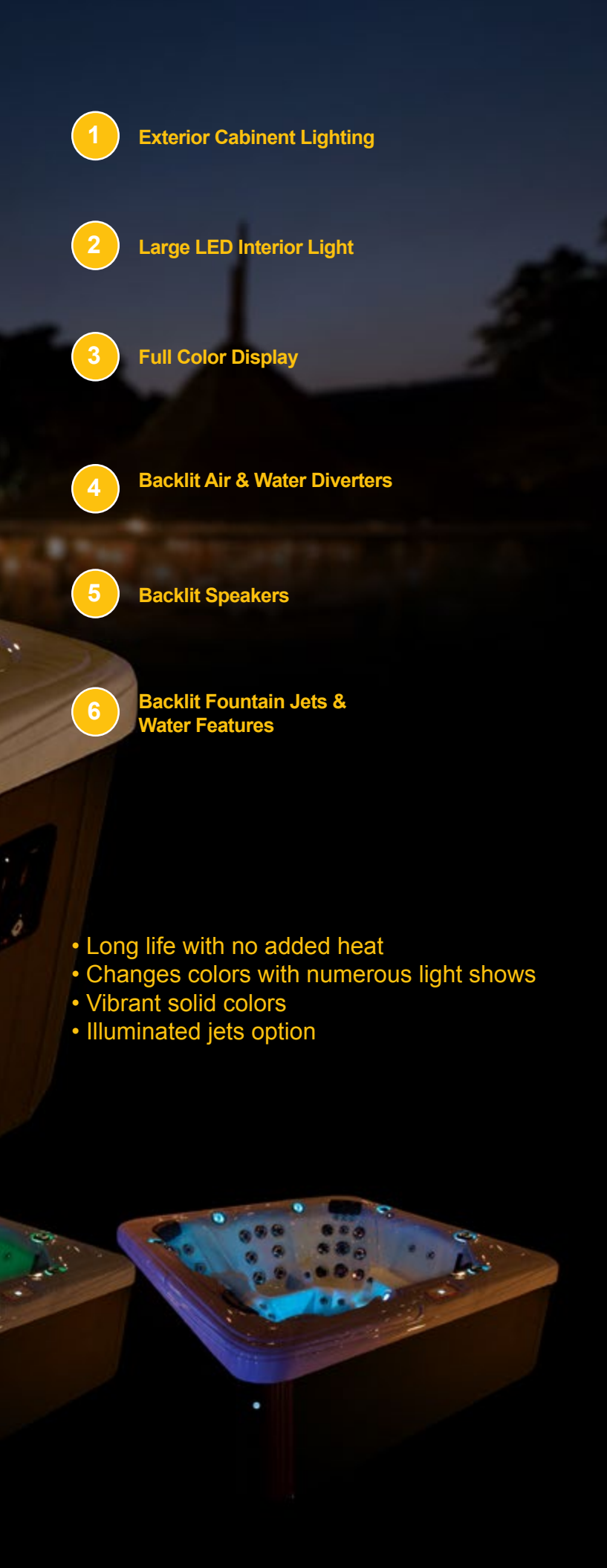
3 Full Color Display

4 Backlit Air & Water Diverters

5 Backlit Speakers

6 Backlit Fountain Jets & Water Features

- Long life with no added heat
- Changes colors with numerous light shows
- Vibrant solid colors
- Illuminated jets option



SL863L (Lounger equipped)

Stereo Option Available



Size: 91" x 91" x 39"
 Jets: 63 - 4 Swirl Stainless Steel Jets
 Seats: 6 Adults
 Gallons: 450

Jet System

Gray / Stainless Steel	63 Total
Poly Storm Twin Spinner	9
Poly Storm Directional	18
Cluster Storm Twin Spinner	8
Cluster Storm Rifle	11
Mini Storm Directional	11
Mini Storm Massage	2
Power Storm Twin Spinner	2
Power Storm Massage	2
Ozone Purification Jet	1
Laminar Fountain Jet	2

Weight: Dry / Filled (approx.) 900 lbs. / 4500 lbs.

SL863B (Bench)

Stereo Option Available



Size: 91" x 91" x 39"
 Jets: 63 - 4 Swirl Stainless Steel Jets
 Seats: 7 Adults
 Gallons: 450

Jet System

Gray / Stainless Steel	63 Total
Poly Storm Twin Spinner	6
Poly Storm Directional	18
Cluster Storm Twin Spinner	6
Cluster Storm Rifle	13
Mini Storm Directional	15
Power Storm Twin Spinner	2
Power Storm Massage	3
Ozone Purification Jet	1
Laminar Fountain Jet	2

Standard Features on the SL863L & SL863B		Optional Features	
Gecko™ YE Class Pack 220V / 60A Pump 1: Two-Speed 3.0 HP Continuous Duty 7.0 HP Breakdown Torque Pump 2: One-Speed 3.0 HP Continuous Duty 7.0 HP Breakdown Torque	Digital Topside Control Heater 100 ft ³ Filtration Icynene™ Foam Insulation Maintenance Free Skirting ABS Bottom-Wrap SimpleClear™ UV-C Water Sanitization LED Lighting	LED Lit Skirting Corners Lucite™ Acrylic Surface Material Laminar Fountain Jets Padded Headrests Diverter VGB Compliant Intake 3 Yr. Parts / Labor Warranty	<ul style="list-style-type: none"> • LED Backlit Jets • (CIRC) Circulation Pump • Stereo System • (IT) in.Touch™ • (CL) in.Clear™ Sanitation System • (ELITE) Elite Cabinets <p>Additional charges apply</p>

SL753L (Lounger equipped) *Stereo Option Available*

SL753B (Bench) *Stereo Option Available*



Size: 82" x 82" x 39"
 Jets: 53 - 4 Swirl Stainless Steel Jets
 Seats: 6 Adults
 Gallons: 350

Size: 82" x 82" x 39"
 Jets: 53 - 4 Swirl Stainless Steel Jets
 Seats: 7 Adults
 Gallons: 350

Jet System

Gray / Stainless Steel	53 Total
Poly Storm Twin Spinner	10
Poly Storm Directional	14
Cluster Storm Twin Spinner	5
Cluster Storm Rifle	10
Mini Storm Directional	8
Mini Storm Massage	2
Power Storm Twin Spinner	1
Power Storm Massage	3
Ozone Purification Jet	1
Laminar Fountain Jet	2

Jet System

Gray / Stainless Steel	53 Total
Poly Storm Twin Spinner	10
Poly Storm Directional	12
Cluster Storm Twin Spinner	7
Cluster Storm Rifle	6
Mini Storm Directional	14
Power Storm Twin Spinner	2
Power Storm Massage	2
Ozone Purification Jet	1
Laminar Fountain Jet	2

Weight: Dry / Filled (approx.) 800 lbs. / 3600 lbs.

Standard Features on the SL753L & SL753B

Gecko™ YE Class Pack 220V / 60A Pump 1: Two-Speed 3.0 HP Continuous Duty 7.0 HP Breakdown Torque Pump 2: One-Speed 3.0 HP Continuous Duty 7.0 HP Breakdown Torque	Digital Topside Control Heater 100 ft. Filtration Icynene™ Foam Insulation Maintenance Free Skirting ABS Bottom-Wrap SimpleClear™ UV-C Water Sanitization LED Lighting
--	---

Optional Features

LED Lit Skirting Corners Lucite™ Acrylic Surface Material Laminar Fountain Jets Padded Headrests Diverter VGB Compliant Intake 3 Yr. Parts / Labor Warranty	<ul style="list-style-type: none"> • LED Backlit Jets • (CIRC) Circulation Pump • Stereo System • (IT) in.Touch™ • (CL) in.Clear™ Sanitation System • (ELITE) Elite Cabinets <p>Additional charges apply</p>
---	---

SL635L (Lounger equipped) *Stereo Option Available*



Size: 78" x 83" x 36"
 Jets: 35 - 4 Swirl Stainless Steel Jets
 Seats: 6 Adults
 Gallons: 325

Jet System

Gray / Stainless Steel 35 Total
 Poly Storm Twin Spinner 2
 Poly Storm Directional 8
 Cluster Storm Rifle 8
 Mini Storm Directional 17
 Ozone Purification Jet 1
 Laminar Fountain Jet 2

Weight: Dry / Filled (approx.) 725 lbs. / 3200 lbs.

SL525L (Lounger equipped)



Size: 60" x 83" x 33.5"
 Jets: 25 - 4 Swirl Stainless Steel Jets
 Seats: 3 Adults
 Gallons: 225

Jet System

Gray / Stainless Steel 25 Total
 Poly Storm Twin Spinner 2
 Poly Storm Directional 6
 Cluster Storm Rifle 2
 Mini Storm Directional 15
 Ozone Purification Jet 1
 Laminar Fountain Jet 2

Weight: Dry / Filled (approx.) 475 lbs. / 2275 lbs.

Standard Features on the SL635L & SL525L			Optional Features
Gecko™ YE Class Pack 220V / 60A Digital Topside Control 1 Pump: Two-Speed 3.0 HP Continuous Duty 7.0 HP Breakdown Torque Heater	50 ft. Filtration Icynene™ Foam Insulation Lucite™ Acrylic Surface Material Maintenance Free Skirting ABS Bottom-Wrap SimpleClear™ UV-C Water Sanitization LED Lighting	LED Lit Skirting Corners Laminar Fountain Jets Padded Headrests Diverter VGB Compliant Intake 3 Yr. Parts / Labor Warranty	<ul style="list-style-type: none"> • LED Backlit Jets • (CIRC) Circulation Pump • Stereo System • (IT) in.Touch™ • (CL) in.Clear™ Sanitation System • (ELITE) Elite Cabinets <p>Additional charges apply</p>

*Stereo System not available on SL525L

Cover Features & Benefits

1 Double Sewn, Hand Grips
Provide superior durability and an extra level of comfort.

2 Insulated Heat Bags
Helps to eliminate heat loss between the cover fold when spa is not in use.

3 4 Child Resistant Locking Mechanisms
Fasten to each corner of the spa, providing that extra peace of mind.

4 Sealed Interior Hexene Poly Bag
Protects inner foam core by reducing sweating and moisture.

Shoreline recommends that you keep your cover on and locked when spa is not in use!



Shoreline Spas Rest-Assured Warranty



Fifteen Year Shell Structure Warranty

Shoreline Spas warrants its spas not to leak, meaning to be structurally sound and capable of holding water only, and against loss of water through the fiberglass laminate of the spa shell caused by defects in materials and/or workmanship for a period of FIFTEEN YEARS from the original date of purchase.



Five Year Surface Finish of Shell Warranty

Shoreline Spas warrants the surface finish of its spas to be free from blistering and cracking due to defects in the acrylic surface material for a period of FIVE YEARS from the original date of purchase.



Three Year Component and Labor Warranty

Shoreline Spas warrants the electrical components: heaters, pumps, relays and contactors and other spa components against malfunction, leaks and/or defects in materials and/or workmanship for a period of THREE YEARS from the original date of purchase.



Three Year Plumbing Warranty

Shoreline Spas warrants all plumbing parts to be free from defects in material and/or workmanship for a period of THREE YEARS from the original date of purchase.




One Year - Other Warranties

See Shoreline Spas Limited Warranty for additional information



Swim Spa Collection



Standard Swim Spa Skirting Options



Upgraded "Elite" Swim Spa Skirting Options



- 1** Maintenance Free Skirting
Colors include Gray, Black and Espresso
- 2** Bluetooth™ / FM Audio System with Docking Station and Marine Grade Speakers*
- 3** Stainless Steel Fittings & Grab Bars
- 4** Hi Powered River Jets
- 5** Comfort Padded Headrests & Adjustable Stainless Steel Jets

*Bluetooth™ audio system is standard on SL17 and SL19, Optional on SL13 & Party / Exercise 13'

Please note: Swim Spas are only available in Sterling Silver Acrylic color. Stone Skirting is also not available on swim spa models

Party/Exercise 13'



Size: 92" x 160" x 51"
 Jets: 29 - Stainless Steel
 Seats: 11 or 5 and 1 Swimmer
 Gallons: 1100

(4) Swim Jets
 (6) Illuminated Fountain jets
 220V / 60A Electrical
 4kW Heater
 100 ft² filtration system

Weight: Dry / Filled (approx.)
 2200 lbs. / 11000 lbs.

1 - 4.0 Dual Speed Viper Pump
 1 - 4.0 One Speed Viper Pump

SL Premium 13'



Size: 92" x 160" x 55"
 Jets: 10 - Stainless Steel
 Seats: 4 Adults
 (1 Swimmer / 3 Seats)
 Gallons: 1530

(2) Illuminated River Jets
 (6) Illuminated Fountain jets
 220V / 60A Electrical
 4kW Heater
 100 ft² filtration system

Weight: Dry / Filled (approx.)
 2100 lbs. / 14500 lbs.

(2) 4.0bhp Viper™ pumps
 (1) 7.0bhp pump

SL Premium 17'



Size: 92" x 199" x 55"
 Jets: 30 - Stainless Steel
 Seats: 5 Adults
 (1 Swimmer / 4 Seats)
 Gallons: 1850

(3) Illuminated River Jets
 (6) Illuminated Fountain jets
 220V / 60A Electrical
 (2) 4kW Heaters
 100 ft² filtration system

Weight: Dry / Filled (approx.)
 2700 lbs. / 17500 lbs.

SL Premium Dual 19'



Size: 92" x 224" x 55"
 Jets: 39 - Stainless Steel
 Seats: 8 Adults
 (1 Swimmer / 7 Seats)
 Gallons: Swim 1500 / Spa 270

(3) Illuminated River Jets
 (8) Illuminated Fountain jets
 (2) 220V / 60A Electrical
 (3) 4kW Heaters
 150 ft² filtration system
 (2) SimpleClear™ UV/Ozone Sanitization

Weight: Dry / Filled (approx.)
 3500 lbs. / 17700 lbs.

Standard Features on the 13 Party / Exercise & SL Premium 13' Swim Spa			Optional Features
Gecko™ Pack Digital Topside Controls Foam Insulation Maintenance. Free Skirting Stainless steel grab bars SimpleClear™ UV/Ozone Sanitization LED Lighting	LED Backlit Jets - Premium 13' Swimming Lane Graphics (2) Illuminated River Jets - Premium 13' (4) Swim Jets - Party 13 Padded Headrests Diverters	VGB Compliant Intake Lucite™ Sterling Silver Acrylic <i>*Waterline tile accent standard with option to order without</i>	<ul style="list-style-type: none"> • LED Backlit Jets on 13' Party/Exercise • (CIRC) Circulation Pump • (IT) in.Touch™ • Rowing / Tether / Exercise Equipment • Bluetooth™ Stereo System • No Waterline Tile Accent (Must specify on order) • Elite Cabinets <p>Additional charges apply</p>

Standard Features on the SL Premium 17' & 19' Swim Spas			Optional Features
Gecko™ Pack (3) 5.0bhp Viper™ pumps (1) 7.0bhp pump Digital Topside Controls Foam Insulation (3) Stainless steel grab bars Maintenance Free Skirting	SimpleClear™ UV/Ozone Sanitization LED Lighting LED Backlit Jets Swimming Lane Graphics Rowing / Exercise equipment Padded Headrests Lucite™ Sterling Silver Acrylic	Diverters VGB Compliant Intake (3) Illuminated River Jets Bluetooth™ Stereo System <i>*Waterline tile accent standard with option to order without</i>	<ul style="list-style-type: none"> • (CIRC) Circulation Pump • (IT) in.Touch™ • No Waterline Tile Accent (Must specify on order) • Elite Cabinets <p>Additional charges apply</p>

Shoreline Swim Spas Rest-Assured Warranty



Twenty Year Shell Structure Warranty

Shoreline Swim Spas warrants its spas not to leak, meaning to be structurally sound and capable of holding water only, and against loss of water through the fiberglass laminate of the spa shell caused by defects in materials and/or workmanship for a period of TWENTY YEARS from the original date of purchase.



Seven Year Surface Finish of Shell Warranty

Shoreline Swim Spas warrants the surface finish of its spas to be free from blistering and cracking due to defects in the acrylic surface material for a period of SEVEN YEARS from the original date of purchase.



Five Year Component and Labor Warranty

Shoreline Swim Spas warrants the electrical components: heaters, pumps, relays and contactors and other spa components against malfunction, leaks and/or defects in materials and/or workmanship for a period of FIVE YEARS from the original date of purchase.



Five Year Plumbing Warranty

Shoreline Spas warrants all plumbing parts to be free from defects in material and/or workmanship for a period of FIVE YEARS from the original date of purchase.



One Year - Other Warranties

See Shoreline Spas Limited Warranty for additional information

BUY WITH CONFIDENCE



Spa Safety

- Maintain constant adult supervision when children are in or near ANY body of water.
- Install fences, barriers and spa covers to prevent unsupervised access, especially by young children.
- Always completely remove your spa cover before using your spa.
- Inspect your spa equipment on a regular basis to ensure that it is in good working order and that it is safe.
- Always test the temperature of your spa's water before entering the spa. It is recommended that maximum water temperature never exceed 104°F (40°C). Do not soak for more than 15 minutes at one sitting in 104°F (40°C) water.
- Individuals with certain medical conditions, such as heart disease, diabetes, high or low blood pressure, and pregnant women, should not use a spa without advance approval by their physician. If a person has any doubt as to whether a medical condition should limit their use of a spa, they should seek prior consultation with their physician. Individuals with open cuts or wounds should not use a spa until completely healed
- Never use a spa when you are alone and never use a spa while using or after using alcohol or drugs that may cause sleepiness, drowsiness, or raise or lower blood pressure.
- Ask your city about any specific rules and regulations that apply to spa ownership, including local electrical codes.
- Do not allow unsafe or risky behavior in and around the spa.
- Consult with a licensed electrician for installation of or any work to your spa. If you are installing your own spa, it is your responsibility that all work performed complies with the National Electrical Code and all other applicable codes and regulations.
- Your spa's jets, grates, skimmer and main drain should be properly maintained and secured. Spa users should be instructed not to stick any part of their body into such outlets as entrapment and drowning can occur. Spa users with long hair should also be cautioned not to get their hair near such outlets.
- Keep a first aid kit in close proximity to your spa.
- Maintenance and safety manuals contain detailed tips and recommendations and should be read, followed and applied on a regular basis.
- We encourage all spa owners to request safety related publications from the Association of Pool and Spa Professionals (APSP), including: "The Sensible Way To Enjoy Your Spa or Hot Tub," and "Pool and Spa Emergency Procedures for Infants and Children." These APSP publications can be ordered from the APSP by calling or writing them at the APSP, 2111 Eisenhower Avenue, Suite 500, Alexandria, VA 22314, (703) 838-0083, or by visiting the APSP consumer Web site at www.theapsp.org.

Be Responsible



Your Authorized Shoreline Spa Dealer

www.shorelinespa.com

SHORELINE
SPAS



The manufacturer reserves the right to change product selections and/or make product modifications.

Your Shoreline Dealer/Contractor is an independent business person and not an agent or employee of SCP Pool Corporation or any of its subsidiaries. Neither SCP Pool Corporation nor its subsidiaries accept any responsibility for any representations, statements or contracts made by any Spa Dealer/Contractor.

Note: Color samples shown are representations of actual color, but are for identification only. Because the color may vary, SCP PoolCorp does not guarantee that this color will be an exact match to the image shown.



Shoreline Spas proudly uses recycled materials where possible. We practice "Green Manufacturing" procedures, while ensuring an unrivaled standard of quality.

Shoreline Cares!

Bluetooth ICYNENE Lucite.SPA